


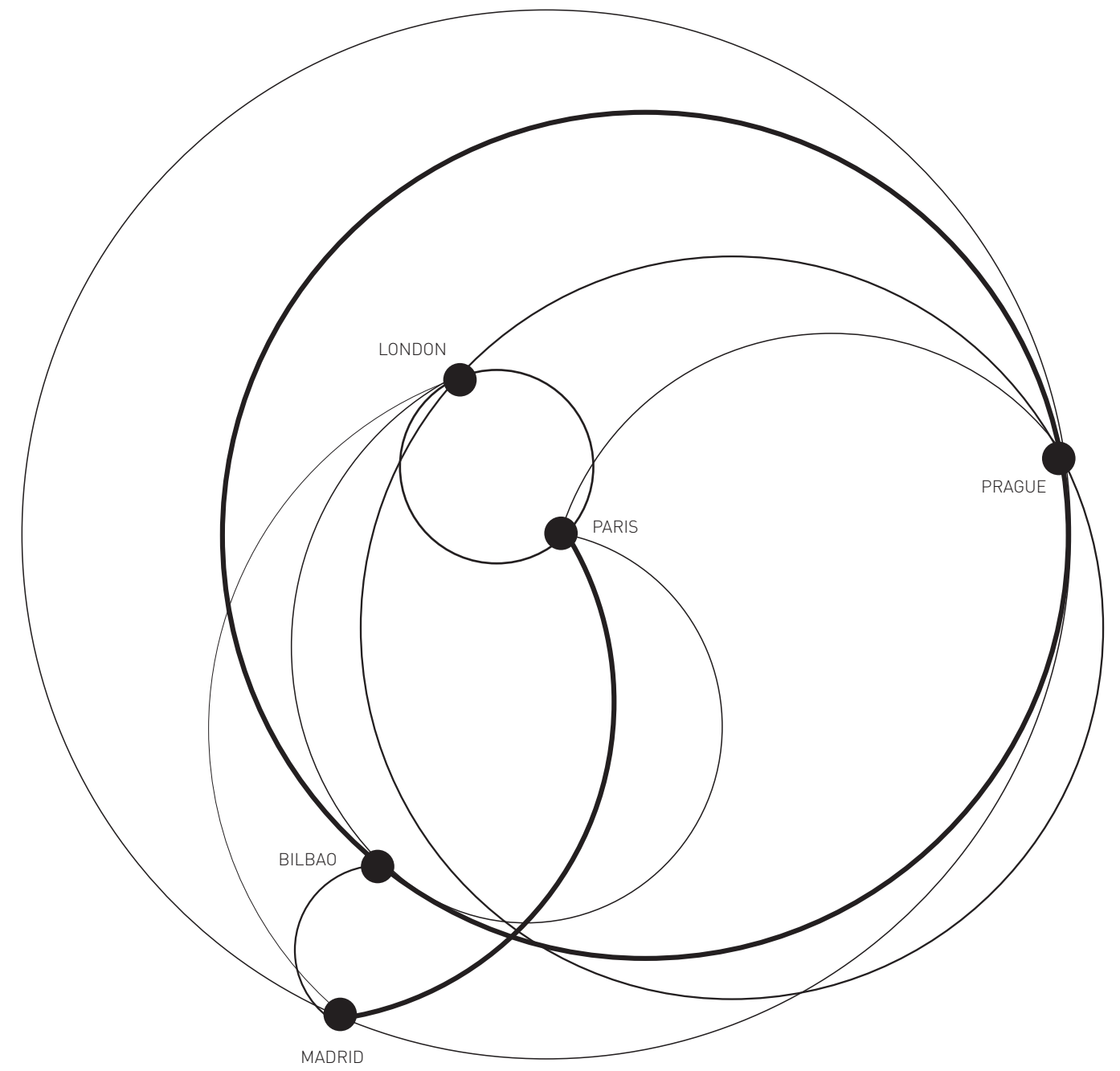
# FIVE CITIES FIVE SITES

LOCKING SYSTEMS FOR LOCKERS



**ojmar**

## LOCKING SYSTEMS FOR LOCKERS







The frantic pace of modern life makes us increasingly in need of places where we can find some peace and quiet and time to think. The pressures of the day-to-day make us oblivious to those small details whose importance becomes apparent only when we have a chance to discover what they are.

At Ojmar we have been working for people for over 80 years. That is why we understand the value of individualised solutions, adapted to the specific needs of each project and each customer.

This catalogue was conceived as a means of getting closer to the people who use our products every day. With that aim in mind, we visited a sports club in Paris, an administrative centre in London, a workplace in Madrid, a school in Prague and a fitness club in Bilbao.






12



22



34




50



62



70



78



100

# CONTENTS


- 8 PARIS
- 12 L'USINE CLUB DE SPORT
- 16 CAM LOCKS
- 22 LONDON
- 26 THE ELTHAM CENTRE
- 30 COIN LOCKS
- 34 MADRID
- 38 CIUDAD FINANCIERA
- 42 CARD LOCKS
- 46 ACCESSORIES FOR MECHANICAL LOCKS
- 50 PRAGUE
- 54 PRAŽAČKA SPORTOVNÍ A REKREAČNÍ AREÁL
- 60 OTS TRANSPONDER LOCK
- 62 BILBAO
- 66 MIRIBILLA FITNESS CLUB
- 70 OTS TRANSPONDER LOCK
- 78 OTS PHERIPHERALS
- 90 TECHNICAL DRAWINGS
- 96 REFERENCE INDEX
- 98 REFERENCE PROJECTS
- 100 ENVIROMENTAL POLICY



# PARIS

SOUNDS AND LIGHTS ARE PART OF ITS LIFE. THEY ANIMATE THE CITY.  
PARIS IS CAPABLE OF TRANSMITTING UNIQUE EXPERIENCES.









## L'USINE


CLUB DE SPORT

Paris has succeeded in preserving its charm. This is partly due to a capacity for combining the new with the old. The Orsay Museum, formerly a station, and the Louvre with its glass pyramid are both excellent cases in point. Located in the Opera Garnier area, so too is l'Usine.





An old factory transformed into a modern-day Sports Club, l'Usine is well known for its attention to quality and detail. Its unique architecture and atmosphere give visitors the feeling of being in a genuinely exclusive facility.










REF. 357 & 377

EACH SITE HAS PARTICULAR REQUIREMENTS. OUR RANGE OF CAM LOCKS IS INTENDED FOR FACILITIES WHERE LOCKERS ARE DEDICATED TO ONE SPECIFIC USER. THEY ARE MANUFACTURED FROM MATERIALS OF PROVEN DURABILITY, PROVIDING A SIMPLE BUT SOLID AND RELIABLE SOLUTION FOR BOTH WET AND DRY AREAS.





REF. 557 & 577



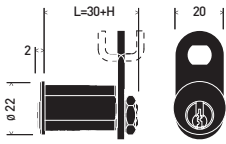
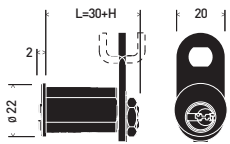
REF. 603 & 617







SOLID BRASS CAM LOCKS  
WITH 6 STAINLESS STEEL PINS  
FOR WET AREAS

REF. **357, 377, 557 & 577**  

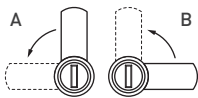
A range of locks particularly suited to wet areas. The stainless steel pins, a unique solution in the industry, make the locks highly resistant to corrosion and constant use.



MODEL	Ref. 357 & 377 	Ref. 557 & 577 
MAIN FEATURES		
FIXING HOLES	Nut	Nut
ROTATION	90°	90°
KEY	Security key	Standard
PINS	6-pinned stainless steel	6-pinned stainless steel
DIFFERS	Up to 2000	Up to 2000
FINISH		
	Chrome	Chrome
MATERIALS		
CASING AND CYLINDER	Chrome plated brass	Chrome plated brass
KEY	Argentan alloy (Nickel plated)	Nickel plated brass
PINS	Stainless steel	Stainless steel
DIMENSIONS		
Ø HEAD	Ø 22 mm	Ø 22 mm
HEAD THICKNESS	2 mm	2 mm
LENGTH 357 & 557 (L)	23,5 mm	23,5 mm
LENGTH 377 & 577 (L)	30 mm	30 mm
MAXIMUM DOOR THICKNESS 357 & 557	19,5 mm	19,5 mm
MAXIMUM DOOR THICKNESS 377 & 577	26 mm	26 mm
CAM DIMENSIONS	20 x 3 x R mm	20 x 3 x R mm
DIMENSION OF FIXING HOLE	16,2 x 19,2 mm	16,2 x 19,2 mm
MECHANICAL REQUIREMENTS		
N° OF CYCLES	65,000 machine cycles according to LGA	65,000 machine cycles according to LGA
TORSION	DIN 68.852	DIN 68.852
KEY	300 N	300 N


ACCESSORIES

Anti-turn washer	527-30ZI
Nut	501-06ZI
Staple washer	527-06ZI
Bracelet (see page 46)	

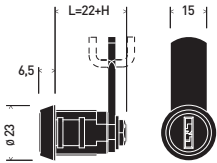




Key can only be removed in closed position.

10-WAFER CYLINDER CAM LOCKS  
FOR DRY AREAS

REF. **603** 

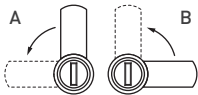
A range of cam locks for dry-area facilities: gyms, shopping centres, schools, etc. Designed specifically for thin (e.g. metal) locker doors.



MODEL	Ref. 603 
MAIN FEATURES	
FIXING HOLES	Clip or nut
ROTATION	90°
CYLINDER	10 wafers
KEY	Reversible with round head
DIFFERS	Up to 2000
FINISH	
	Chrome
MATERIALS	
INTERNAL PARTS	Die cast
CYLINDER	Die cast
KEY	Nickel plated brass
DIMENSIONS	
Ø HEAD	Ø 23 mm
HEAD THICKNESS	6,5 mm
LENGTH (L)	22 mm
CAM DIMENSIONS	15x3xR mm
MINIMUM DOOR THICKNESS	1 mm
MAXIMUM DOOR THICKNESS	15 mm
DIMENSION OF FIXING HOLE	16,2x19,2 mm
MECHANICAL REQUIREMENTS	
N° OF CYCLES	65,000 machine cycles according to LGA
TORSION	DIN 68.852
KEY	300 N

ACCESSORIES

Clip	523-03
Nut	527-32ZI
Nut	501-06ZI
Bracelet (see page 46)	

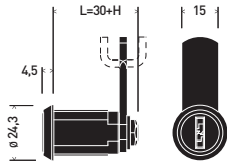




Key can only be removed in closed position.

10-WAFER CYLINDER CAM LOCKS  
FOR DRY AREAS

REF. **617** 

A range of locks designed for lockers with thicknesses of up to 20mm.



MODEL	Ref. 617 
MAIN FEATURES	
FIXING HOLES	Nut
ROTATION	90°
CYLINDER	10 wafers
KEY	Reversible with round head
DIFFERS	Up to 2000
FINISH	
	Chrome
MATERIALS	
INTERNAL PARTS	Die cast
CYLINDER	Die cast
KEY	Nickel plated brass
DIMENSIONS	
Ø HEAD	Ø 24,3 mm
HEAD THICKNESS	4,5 mm
LENGTH (L)	30 mm
CAM DIMENSIONS	15x3xR mm
MINIMUM DOOR THICKNESS	1 mm
MAXIMUM DOOR THICKNESS	20mm
DIMENSION OF FIXING HOLE	16,2x10,2 mm
MECHANICAL REQUIREMENTS	
N° OF CYCLES	65,000 machine cycles according to LGA
TORSION	DIN 68.852
KEY	300 N

ACCESSORIES

Nut	520-06ZI
Staple washer	527-06ZI
Bracelet (see page 46)	






LATCH-BOLT LOCKS  
FOR DRY AREAS

REF. 34

Latch bolt Lock with a 10-wafer interchangeable cylinder specifically designed for lockers in dry areas.



MODEL	Ref. 34
MAIN FEATURES	
CYLINDER	10-wafer, Die cast Interchangeable Cylinder
KEY	Standard round head and reversible
DIFFERS	Up to 2000
MATERIALS	
LOCK BODY	Polyamide + fibreglass
CASING AND CYLINDER	Die cast
PINS	-
KEY	Nickel plated brass
DIMENSIONS	
LOCK BODY LENGTH	100 mm
LOCK BODY HEIGHT	85 mm
LOCK BODY THICKNESS	25 mm
LATCH DIMENSIONS	24 x 11,5 mm
MINIMUM DOOR THICKNESS	1 mm
MAXIMUM DOOR THICKNESS	23 mm
LATCH STROKE	12 mm
FIXING HOLES	75,5 x 49 mm
SCREW FIXING HOLE	M5

ACCESSORIES

Bracelet (see page 46)

PRODUCT REFERENCES

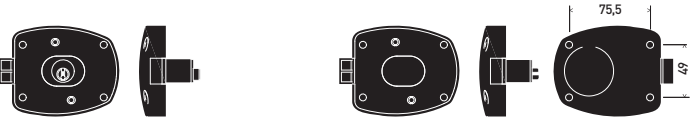
RIGHT      **34.D**  
LEFT        **34.I**

LATCH-BOLT LOCKS  
FOR WET AREAS

REF. 35 & 36

The interchangeable core with 6 stainless steel pins makes these models highly resistant to corrosion.

**Model 36** is supplied with a security key, which has an exclusive and registered profile. The key is flat and reversible and thus pleasant and easy to use.



Ref. 35	Ref. 36
Interchangeable solid brass core with 6 stainless steel pins	Interchangeable solid brass core with 6 stainless steel pins
Standard	Security key
Up to 2000	Up to 2000
Polyamide + fibreglass	Polyamide + fibreglass
Chrome plated brass	Chrome plated brass
Stainless steel	Stainless steel
Nickel plated brass	Argentan alloy (Nickel plated)
100 mm	100 mm
85 mm	85 mm
25 mm	25 mm
24 x 11,5 mm	24 x 11,5 mm
1 mm	1 mm
23 mm	23 mm
12 mm	12 mm
75,5 x 49 mm	75,5 x 49 mm
M5	M5

ACCESSORIES

Bracelet (see page 46)

PRODUCT REFERENCES

RIGHT      **35.D**                      RIGHT      **36.D**  
LEFT        **35.I**                                LEFT        **36.I**



# LONDON

AN EXPLOSION OF ENDLESS ACTIVITY.









# THE ELTHAM CENTRE

The Eltham Centre is a modern administrative facility housing a public library, a swimming pool, a spa, a sauna, a fitness centre and local council services. It offers an unusual range of activities under the same roof, including the opportunity to keep fit and relax.

Another example of British originality in action?









ADMINISTRATIVE CENTRES, SWIMMING POOLS, FITNESS CENTRES, SCHOOLS ... HOW MANY PEOPLE MIGHT USE A LOCKER IN THE COURSE OF A DAY? THE SUCCESS OF OJMAR'S COIN-OPERATED LOCKS IS NOT ATTRIBUTABLE SOLELY TO THE SIMPLICITY OF THEIR DESIGN.


Our products reflect our philosophy. They have a long life, they are intended for all types of users and they cater for different demands and levels of need. This is because when we design our products, we think long term.

Our entire range of coin-operated locks is furnished with interchangeable cylinder, an important security feature in the event of key loss or theft. Coin size is not an issue either since the optional, adjustable version of the coin lock supports coins of diameters from 21mm to 28mm.

The Ojmar coin lock can be converted into a coin collect lock by simply fitting a coin collecting box to it.




REF. 46



REF. 44



REF. 45

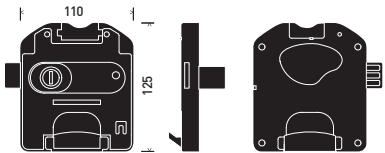





COIN-OPERATED LOCKS  
FOR DRY AREAS

REF. 44 

The **model 44** coin lock is ideal for collective-use facilities in dry areas such as schools, gyms, fitness clubs, shopping centres and the like. The interchangeable 10-wafer cylinder and reversible key provide a simple but solid and reliable solution.



MODEL	Ref. 44 
MAIN FEATURES	
CYLINDER	10-wafer, Die cast Interchangeable Cylinder
DIFFERS	Up to 2000
KEY	Standard round head and reversible
COIN RETURN BUTTON	✓
MATERIALS	
LOCK BODY	Polycarbonate, high impact and torsion resistance
INTERNAL PARTS	Die cast
CYLINDER	Die cast
KEY	Nickel plated brass
SPRINGS	Stainless steel
COIN	
MAXIMUM DIAMETER	30 mm
MINIMUM DIAMETER	20 mm
MAXIMUM THICKNESS	3,5 mm
MINIMUM THICKNESS	1 mm
ACCEPTED COINS € ZONE	20 cents, 50 cents, 1 €, 2 €
ACCEPTED COINS € ZONE	20p, 50p, 1€, 2€
DIMENSIONS	
LOCK BODY LENGTH	110 mm
LOCK BODY HEIGHT	125 mm
LOCK BODY THICKNESS	17,5 mm
SHOOT DIMENSIONS	25 x 4,5 mm
MINIMUM DOOR THICKNESS	1 mm
MAXIMUM DOOR THICKNESS	23 mm
LATCH STROKE	15 mm
FIXING HOLES	93,5 x 93,5 mm
SCREW FIXING HOLE	M5
KEY THICKNESS	2,51 mm
MECHANICAL REQUIREMENTS	
SHOOT RESISTANCE	1.300 N
N° OF CYCLES	65,000 machine cycles according to LGA
TORSION	According to DIN 68852
KEY	300 N


ACCESSORIES

Coin collecting box  
Bracelet  
(see page 46)

PRODUCT REFERENCES

€ ZONE	20 Cts.	50 Cts.	1 €	2 €	ADJUSTABLE
RIGHT	44.D02E	44.D05E	44.D1E	44.D2E	44.DXXR
LEFT	44.I02E	44.I05E	44.I1E	44.I2E	44.IXXR
£ ZONE	20 p.	50 p.	1 £	2 £	ADJUSTABLE
RIGHT	44.D02L	44.D05L	44.D1L	44.D2L	44.DXXLR
LEFT	44.I02L	44.I05L	44.I1L	44.I2L	44.IXXLR

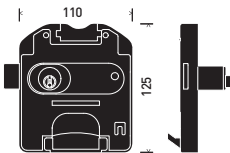
COIN-OPERATED LOCKS  
FOR WET AREAS


REF. 45 & 46 

The material used in the manufacture of these coin locks are highly resistant to corrosion, making them the ideal solution for wet areas.

The stainless steel pins offer greater resistance and security than conventional brass pins.

The interchangeable cylinder is a security feature in the event of key loss or theft. The anti-reservation master key can be used in case of emergency



MODEL	Ref. 45 
MAIN FEATURES	
CYLINDER CORE	Interchangeable solid brass core with 6 stainless steel pins
DIFFERS	Up to 2000
COIN RETURN BUTTON	✓
KEY	Standard
ANTI-BREAKAGE SYSTEM	✓
COIN RETURN BUTTON	✓
LGA CERTIFICATION	✓
MATERIALS	
LOCK BODY	Polycarbonate, high impact and torsion resistance
INTERNAL PARTS	Die cast
CYLINDER CORE	Chrome plated brass
PINS	Stainless steel
KEY	Nickel plated brass
COIN	
MAXIMUM DIAMETER	30 mm
MINIMUM DIAMETER	20 mm
MAXIMUM THICKNESS	3,5 mm
MINIMUM THICKNESS	1 mm
ACCEPTED COINS € ZONE	20 cents, 50 cents, 1 €, 2 €
ACCEPTED COINS € ZONE	20p, 50p, 1€, 2€
DIMENSIONS	
LOCK BODY LENGTH	110 mm
LOCK BODY HEIGHT	125 mm
LOCK BODY THICKNESS	17,5 mm
SHOOT DIMENSIONS	25 x 4,5 mm
MINIMUM DOOR THICKNESS	1 mm
MAXIMUM DOOR THICKNESS	23 mm
LATCH STROKE	15 mm
FIXING HOLES	93,5 x 93,5 mm
SCREW FIXING HOLE	M5
MECHANICAL REQUIREMENTS	
SHOOT RESISTANCE	1.300 N
N° OF CYCLES	65,000 machine cycles according to LGA
TORSION	According to DIN 68852
KEY	300 N

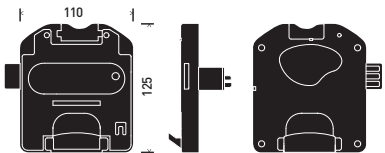
ACCESSORIES


Coin collecting box  
Bracelet  
(see page 46)

PRODUCT REFERENCES

45-€ ZONE	20 Cts.	50 Cts.	1 €	2 €	ADJUSTABLE
RIGHT	45.D02E	45.D05E	45.D1E	45.D2E	45.DXXR
LEFT	45.I02E	45.I05E	45.I1E	45.I2E	45.IXXR
45-£ ZONE	20 p.	50 p.	1 £	2 £	ADJUSTABLE
RIGHT	45.D02L	45.D05L	45.D1L	45.D2L	45.DXXLR
LEFT	45.I02L	45.I05L	45.I1L	45.I2L	45.IXXLR
46-€ ZONE	20 Cts.	50 Cts.	1 €	2 €	ADJUSTABLE
RIGHT	46.D02E	46.D05E	46.D1E	46.D2E	46.DXXR
LEFT	46.I02E	46.I05E	46.I1E	46.I2E	46.IXXR
46-£ ZONE	20 p.	50 p.	1 £	2 £	ADJUSTABLE
RIGHT	46.D02L	46.D05L	46.D1L	46.D2L	46.DXXLR
LEFT	46.I02L	46.I05L	46.I1L	46.I2L	46.IXXLR

where customers require assistance but also as an efficient means of preventing locker reservation. It enables lockers to be opened and closed without inserting a coin, meaning that users who overstay their welcome lose their deposit and locker availability is guaranteed.



Ref. 46 
Interchangeable solid brass core with 6 stainless steel pins
Up to 2000
✓
Security key (reversible)
✓
✓
✓
Polycarbonate, high impact and torsion resistance
Die cast
Chrome plated brass
Stainless steel
Argentan alloy (Nickel plated)
30 mm
20 mm
3,5 mm
1 mm
20 cents, 50 cents, 1 €, 2 €
20p, 50p, 1€, 2€
110 mm
125 mm
17,5 mm
25 x 4,5 mm
1 mm
23 mm
15 mm
93,5 x 93,5 mm
M5
1.300 N
65,000 machine cycles according to LGA
According to DIN 68852
300 N






# MADRID

BUSTLING AVENUES ARE JUXTAPOSED WITH QUIET RESIDENTIAL AREAS AND PARKS. THE CLASSICAL ART OF ITS MUSEUMS IS COMPLEMENTED BY A VIBRANT URBAN CULTURE IN ITS STREETS.









## CIUDAD FINANCIERA

The “Ciudad Financiera” is a revolutionary concept of workplace. It is a clear reflection of the strength of an economy in full swing.

Tennis courts, gymnasium, spa, sauna ... in the sports complex everything is ready for stressed minds to take a breather. Relaxing or engaging in informal conversation is sometimes the best way of coming up with a good idea.













A SPORTS COMPLEX IN A VANGUARD  
WORKPLACE. OJMAR'S CARD LOCK PROVIDES  
ADDED VALUE. IT IS A CONCEPT THAT BRINGS  
TOGETHER DIFFERENT IDEAS.

Our card locks can be exclusively card-operated, enabling members of an establishment to use lockers without having to supply a coin. Alternatively, in the case of facilities with both members and occasional users, our card locks can combine operation by cards and coins alike. Members access lockers with their cards and occasional users by inserting a coin. Card locks also prevent locker reservation because cards always have to be retrieved by users before they leave the premises.

To avoid use by unauthorised persons, the card only works when punched with an exclusive card puncher available only from Ojmar.

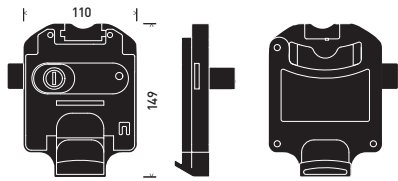





CARD-OPERATED LOCKS  
FOR DRY AREAS

REF. 44 

Card lock model 44 is designed for dry facilities where users have a card-based identification or access system: schools, gyms, fitness clubs, etc. It provides a solid and reliable solution.



MODEL	Ref. 44 
MAIN FEATURES	
CYLINDER	10-wafer, Zamak Interchangeable Cylinder.
DIFFERS	Up to 2000
KEY	Standard round head and reversible
MATERIALS	
LOCK BODY	Polycarbonate, high impact and torsion resistance
INTERNAL PARTS	Die cast
CYLINDER	Die cast
KEY	Nickel plated brass
CARD	
INSERTION	Frontal
PUNCH	Special Ojmar punching machine. Punch position compatible with chip cards
MECHANICAL REQUIREMENTS	
SHOOT RESISTANCE	1.300 N
N° OF CYCLES	65,000 machine cycles according to LGA
TORSION	According to DIN 68852
KEY	300 N
EXTENSION	According to DIN 68852, clause 5.1

ACCESSORIES

Bracelet (see page 46)

OPTION

Combined card/coin lock



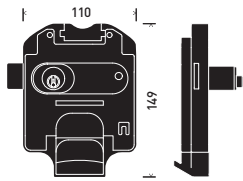
PRODUCT REFERENCES


€ ZONE	20 Cts. Card	50 Cts. Card	1 € Card	2 € Card	CARD ONLY
RIGHT	44.D02ET	44.D05ET	44.D1ET	44.D2ET	44.DT
LEFT	44.I02ET	44.I05ET	44.I1ET	44.I2ET	44.IT
£ ZONE	20 p. Card	50 p. Card	1 £ Card	2 £ Card	CARD ONLY
RIGHT	44.D02LT	44.D05LT	44.D1LT	44.D2LT	44.DT
LEFT	44.I02LT	44.I05LT	44.I1LT	44.I2LT	44.IT

CARD-OPERATED LOCKS  
FOR WET AREAS

REF. 45 & 46 

The materials used for this range of card locks are highly resistant to corrosion, which makes them an ideal solution for wet areas. The stainless steel pins offer greater resistance and security than conventional brass systems.



MODEL	Ref. 45 
MAIN FEATURES	
CYLINDER CORE	Interchangeable solid brass core with 6 stainless steel pins
DIFFERS	Up to 2000
KEY	Standard
MATERIALS	
LOCK BODY	Polycarbonate, high impact and torsion resistance
INTERNAL PARTS	Die cast
CYLINDER CORE	Chrome plated brass
PINS	Stainless steel
KEY	Nickel plated brass
CARD	
INSERTION	Frontal
PUNCH	Special Ojmar punching machine. Punch position compatible with chip cards
MECHANICAL REQUIREMENTS	
SHOOT RESISTANCE	1.300 N
N° OF CYCLES	65,000 machine cycles according to LGA
TORSION	According to DIN 68852
KEY	300 N
EXTENSION	According to DIN 68852, clause 5.1

ACCESSORIES

Bracelet (see page 46)

OPTION

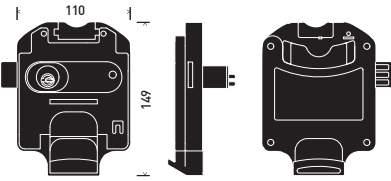
Combined card/coin lock



PRODUCT REFERENCES

45-€ ZONE	20 Cts. Card	50 Cts. Card	1 € Card	2 € Card	CARD ONLY
RIGHT	45.D02ET	45.D05ET	45.D1ET	45.D2ET	45.DT
LEFT	45.I02ET	45.I05ET	45.I1ET	45.I2ET	45.IT
45-£ ZONE	20 p. Card	50 p. Card	1 £ Card	2 £ Card	CARD ONLY
RIGHT	45.D02LT	45.D05LT	45.D1LT	45.D2L	45.DT
LEFT	45.I02LT	45.I05LT	45.I1LT	45.I2LT	45.IT
46-€ ZONE	20 Cts. Card	50 Cts. Card	1 € Card	2 € Card	CARD ONLY
RIGHT	46.D02ET	46.D05ET	46.D1ET	46.D2ET	46.DT
LEFT	46.I02ET	46.I05ET	46.I1ET	46.I2ET	46.IT
46-£ ZONE	20 p. Card	50 p. Card	1 £ Card	2 £ Card	CARD ONLY
RIGHT	46.D02LT	46.D05LT	46.D1LT	46.D2LT	46.DT
LEFT	46.I02LT	46.I05LT	46.I1LT	46.I2LT	46.IT

Model 46 is supplied with a security key, which has an exclusive and registered profile. The key is flat and reversible and thus pleasant and easy to use.



Ref. 46 
Interchangeable solid brass core with 6 stainless steel pins
Up to 2000
Security key (reversible)
Polycarbonate, high impact and torsion resistance
Die cast
Chrome plated brass
Stainless steel
Argentan alloy
Frontal
Special Ojmar punching machine. Punch position compatible with chip cards
1.300 N
65,000 machine cycles according to LGA
According to DIN 68852
300 N
According to DIN 68852, clause 5.1



## ACCESSORIES FOR MECHANICAL LOCKS



OJMAR BRACELETS COME IN A WIDE  
VARIETY OF COLOURS



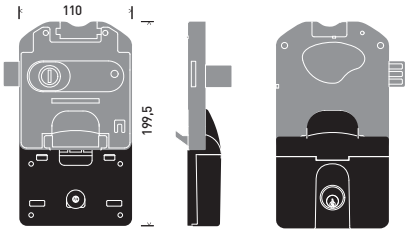


THE COIN COLLECTING BOX CONVERTS THE OJMAR COIN LOCK INTO A COIN COLLECT LOCK

COIN COLLECTING BOX

REF. 47

The coin collecting box can be fitted to any Ojmar coin lock (except card locks). It is manufactured using corrosion-resistant materials and comes equipped with a special key profile.



MODEL	Ref. 47.G0002CR
MATERIALS	
BOX	Die cast
FINISH	Epoxy paint
CYLINDER	Chrome plated brass
MEASUREMENTS OF COIN COLLECTING BOX	
LENGTH	110 mm
HEIGHT	70 mm
THICKNESS	33 mm
APPROXIMATE CAPACITY	50 coins
MATERIAL	Zamak 5
DISTANCE BETWEEN FIXING HOLES	87 x 50 mm
FIXING HOLES	Ø 4,5 mm
MEASUREMENTS OF LOCK WITH COIN COLLECTING BOX	
LENGTH	200 mm
HEIGHT	110 mm
THICKNESS	33 mm

BRACELET



Bracelets for any key profile. Of closed, adjustable design and humidity – resistant our key bracelets are pleasant and easy to use. They come with a key protection hood.

BRACELET	
SPECIFICATIONS	
MATERIAL	TPE
DIMENSIONS	10 x 26 mm
CLOSED BRACELET	Ø 27 mm
APPROXIMATE ADAPTABILITY	15 a 26 mm
NUMBERING	Laser
COLORS	Blue Red Yellow Green Orange Black Grey White



# PRAGUE

THERE IS SOMETHING NAIVE AND SPONTANEOUS ABOUT ITS PAVEMENTS AND FACADES. ITS COLOURS, ITS ELEGANCE, ITS MARIONETTES ARE ALL PART OF THE REFINED SENSITIVITY, SO INTIMATE AND DISCRETE.







# PRAŽAČKA

SPORTOVNÍ A REKREAČNÍ AREÁL

What better test than a herd of children, running, pushing, splashing and laughing all the time non-stop? And then, suddenly, everything is back in its place as if by magic. Pražáčka is a sports complex and part of a state school in Prague. It is full of life and happy faces.













## OTS LOCK

The OTS transponder lock is a box of surprises.  
We did not have to invent anything: we just had to  
make it work no matter where.

More information about the OTS transponder lock can be found on page 70.

**ojmar**



# BILBAO

STEEL, GLASS, STONE, WOOD ... BILBAO IS SYNONYMOUS WITH THE CONTRAST BETWEEN TRADITION AND INNOVATION. ALWAYS DYNAMIC, ALWAYS IN KEEPING WITH THE TIMES...











# MIRIBILLA

## FITNESS CLUB

Drawing for its conception on the latest trends in interior design with a retro touch, Miribilla Fitness Club is a blaze of colour and activity. Doors open, doors close. People come, people go. The stage is set for movement and serious exercise.









HOW CAN THE COMPLICATED BE MADE  
SIMPLE, ATTRACTIVE AND DYNAMIC?  
AT OJMAR WE KNOW THE ANSWER.  
INTRODUCING THE OTS LOCK DESIGNED TO  
MEET ALL YOUR EXPECTATIONS!

Stand-alone and effortless, the OTS lock will adapt seamlessly to whatever access or management system a facility happens to have. It is the technological alternative to mechanical locks. It operates through transponder media (cards, bracelets and Wellness® keys) and ease of use is its main feature. Users will be pleasantly surprised without any doubt.

The OTS proximity lock is extraordinarily solid. It has a battery life which reduces maintenance requirements to an extent hitherto unimaginable: key and cylinder replacements, wear and tear, etc – all that is history!



OTS TRANSPONDER LOCK

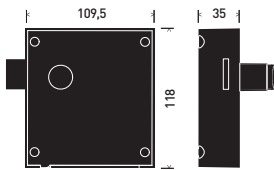
REF. OTS •))

Stand alone or as part of an access control system, the OTS transponder lock is a secure choice. Users can open or close lockers by simply pressing a proximity media (card, bracelet or Wellness® key) against the door knob. The transponder lock has a completely independent power system. It runs on four standard 1.5V AA batteries. The batteries will last for approximately 30,000 cycles so will need minimum attention for at least 2 years.

With the same footprint as coin locks, it is ideal for traditional lock replacements or upgrades.

Our transponder lock comes in two models: the standard OTS with the full range of integrated functions and the basic OTS, a cost-effective solution for facilities where only the basic level of functionality is required.

Both models are highly resistant to humidity, which makes them ideally suited to both dry and wet areas.



MODEL	OTS	BASIC OTS
FUNCTIONS	All functions integrated: Communication with programmer for updates and data collection Programmable in free or dedicated mode Groups supported	Programmable in free mode only.
SPECIFICATIONS		
POWER SUPPLY	4 AA 1.5V batteries	4 AA 1.5V batteries
BATTERY LIFE	30,000 cycles	30,000 cycles
DETECTION OF LOW BATTERY	✓	✓
COMMUNICATION INTERFACE	RS232	-
TECHNOLOGY	Mifare 1k, 4k	Mifare 1k, 4k
TEMPERATURE RANGE	-20° to +70°	-20° a + 70°
PROTECTION AGAINST SOLID AND LIQUID BODIES	IP55	IP55
PROTECTION AGAINST EXTERNAL IMPACT	IK7	IK7
PROTECTION AGAINST INTERNAL IMPACT	IK9	IK9
DISPLAY	Red, green, amber LED	-
DIMENSIONS	109,5 x 35 x 118 mm	109,5 x 35 x 118 mm

In the case of use with metal lockers, please contact Ojmar.



The LED indicates the different operating states.





EVERY SO OFTEN WE WITNESS MAJOR TECHNOLOGICAL CHANGES. THIS IS WHY AT OJMAR WE ARE CONVINCED THAT PRODUCTS HAVE TO BE HIGHLY FLEXIBLE. FLEXIBILITY IS THE PHILOSOPHY BEHIND THE DESIGN OF THE OTS TRANSPONDER LOCK. PRECISELY BECAUSE OUR TRANSPONDER LOCK INTERACTS EASILY WITH A RANGE OF APPLICATIONS, INTEGRATING IT INTO DIFFERENT TYPES OF FACILITIES IS A STRAIGHTFORWARD TASK.

# FISICO

CENTRO DEPORTIVO

The Fisico Centro Deportivo sports centre in Madrid is a good case in point. The OTS transponder lock interacts with the Wellness® key to provide access to lockers, parking areas and training programmes, all of which are controlable from the one media.



Photographs c/o Fisico Centro Deportivo





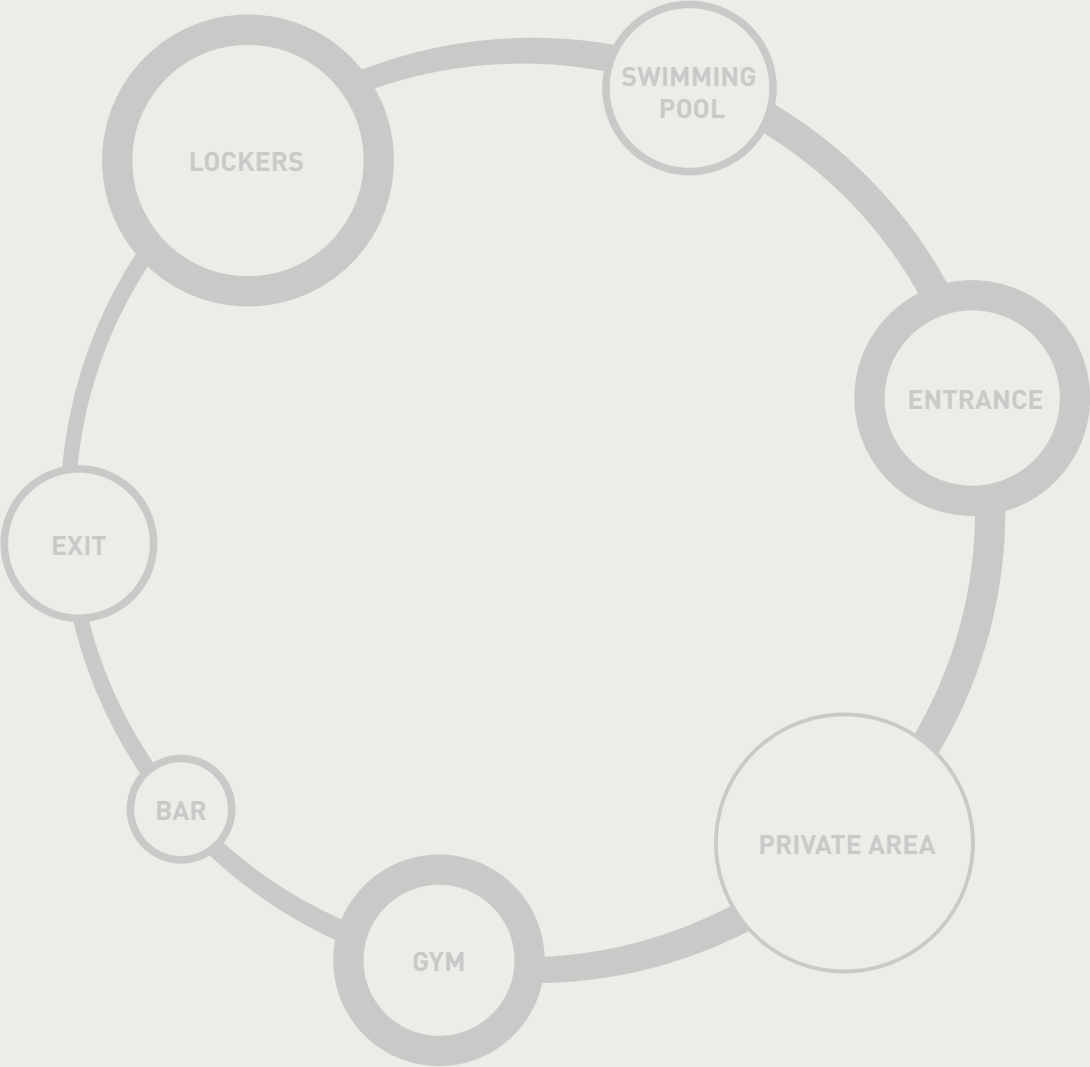
USERS CAN OPEN OR CLOSE LOCKERS BY SIMPLY PRESSING A PROXIMITY MEDIA (CARD, BRACELET, WELLNESS® KEY OR OTHER) AGAINST THE DOOR KNOB OR HANDLE.

More information about proximity media can be found on page 81.



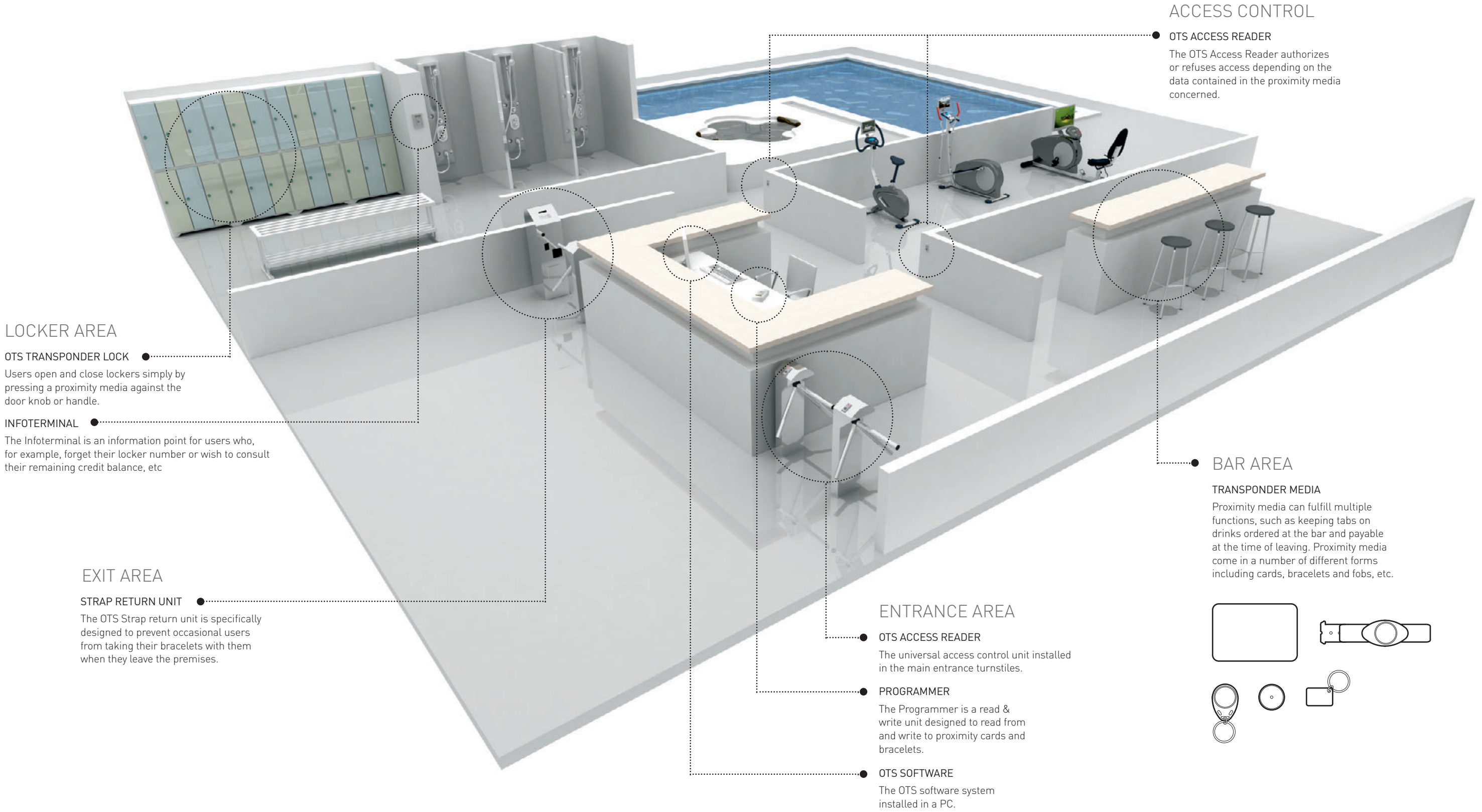
# OTS PHERIPHERALS

A good system means simplicity and reliability for you and your customers. Ojmar combines the most reliable technology with extensive market experience to offer you a series of products which can adapt to the needs of an entire facility. Our aim is to make the complicated simple.





**ALL IN ORDER.** OUR OTS PHERIPHERALS  
ADAPT TO THE OPERATING NEEDS OF AN  
ENTIRE FACILITY



**LOCKER AREA**

● **OTS TRANSPONDER LOCK**

Users open and close lockers simply by pressing a proximity media against the door knob or handle.

● **INFOTERMINAL**

The Infoterminal is an information point for users who, for example, forget their locker number or wish to consult their remaining credit balance, etc

**EXIT AREA**

● **STRAP RETURN UNIT**

The OTS Strap return unit is specifically designed to prevent occasional users from taking their bracelets with them when they leave the premises.

**ENTRANCE AREA**

● **OTS ACCESS READER**

The universal access control unit installed in the main entrance turnstiles.

● **PROGRAMMER**

The Programmer is a read & write unit designed to read from and write to proximity cards and bracelets.

● **OTS SOFTWARE**

The OTS software system installed in a PC.

**ACCESS CONTROL**

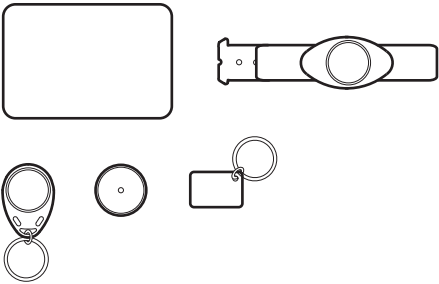
● **OTS ACCESS READER**

The OTS Access Reader authorizes or refuses access depending on the data contained in the proximity media concerned.

● **BAR AREA**

**TRANSPONDER MEDIA**

Proximity media can fulfill multiple functions, such as keeping tabs on drinks ordered at the bar and payable at the time of leaving. Proximity media come in a number of different forms including cards, bracelets and fobs, etc.



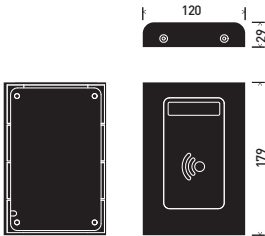


INFOTERMINAL



The Infoterminal is an information point for users who forget their locker number or wish to consult their remaining credit balance, etc.

If an OTS transponder media is held up to the reading area, the infoterminal will display the number of the occupied locker on screen.



INFOTERMINAL	
MAIN FEATURES	Non-contact key data reading. Presentation of information on display. Strong casing suitable for wall mounting.
SPECIFICATIONS	
POWER SUPPLY	External device feeder 9-15 VDC (200mA)
CONSUMPTION	150mA
DISPLAY	LCD alphanumeric display
TECHNOLOGY	Mifare 1k, 4k
RANGE OF READING	1 to 2 cm depending on the chip
TEMPERATURE RANGE	0° to 50°
DIMENSIONS	177x130x38 mm



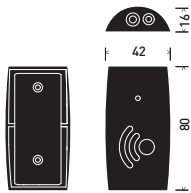




ACCESS READER



The OTS access reader is a universal access control unit. It authorizes or refuses access depending on the data contained in the transponder media concerned. It has a compact design and can be installed in turnstiles or doors.



ACCESS READER		
MAIN FEATURES		
INDEPENDENT OPTION		With authorisation to access specific zones depending upon the time zone allocated to the Transponder and the event log
ON-LINE OPTION		Series connection to PC
SPECIFICATIONS		
POWER SUPPLY		115/230CCA +- 10% 12 VDC/4 A/H acid lead battery
CONSUMPTION		150mA
TECHNOLOGY		Mifare 1k, 4k
RANGE OF READING		3 to 8 cm depending on the chip
TEMPERATURE RANGE		-20° to 70°
COMMUNICATIONS		RS 232
OUTPUTS		1 to 4 relays 10t A
DIMENSIONS		
READER		80 x 42 x 16 mm
CONTROL BOX		264 x 214 x 97 mm



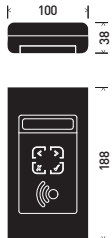


PROGRAMMER



The programmer is a read & write unit designed to read from and write to transponder cards and bracelets.

Although normally installed in reception and linked to a PC via an RS232 interface, it can also function as a portable programmer for connecting to locks (for the purpose of testing, firmware updates and other events).



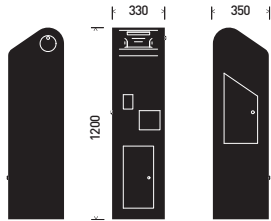
PROGRAMMER	
MAIN FEATURES	
CONNECTION	RS232 connection with locks and PC
POWER SUPPLY	y or mains power supply
DISPLAY	2 line display
KEYBOARD	4 key keyboard
AUTOMATIC SWITCH OFF	After 5 minutes to save energy
MEMORY	Stores event information in memory
SPECIFICATIONS	
POWER SUPPLY	4 AA 1.5V batteries or external 9-15VDC (200mA)
DISPLAY	LCD alphanumeric display 16x2, buzzer
TECHNOLOGY	Mifare 1k, 4k
RANGE OF READING	1 to 2 cm depending on the chip
TEMPERATURE RANGE	0° to 50°
COMMUNICATIONS	RS 232
MEMORY	95 locks
CONSUMPTION	
SWITCHED OFF	45 uA
SWITCHED ON	25 mA
READ / WRITE	150 mA



STRAP RETURN UNIT



Bracelet retrieval is a priority in facilities with a large number of occasional users. The OTS Strap Return unit is specifically designed to prevent users from taking their bracelet with them when they leave the premises.

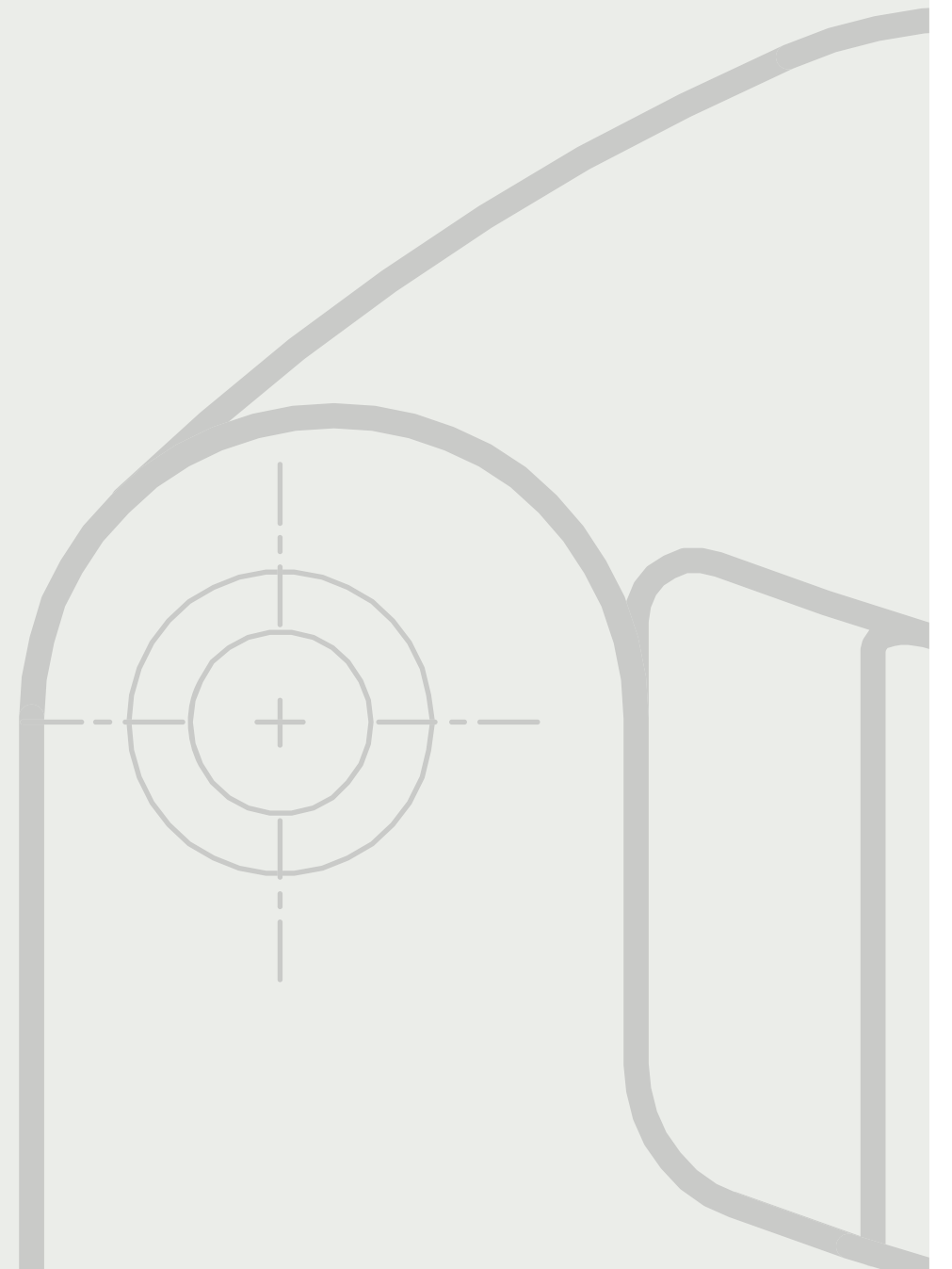


STRAP RETURN UNIT	
SPECIFICATIONS	
POWER SUPPLY	220 V
LOCK BODY	Stainless steel
TECHNOLOGY	Mifare 1k
DIMENSIONS	1200 x 330 x 350 mm
OPERATION	
PC CONNECTION AND TURNSTILE	Once the user has vacated his locker, settled all outstanding bills (in the case of electronic billing) and inserted his bracelet into the return unit, the turnstile activates to permit exit while simultaneously keeping the bracelet on site.
DEPOSIT RETURN	The user obtains the bracelet by paying a deposit. He returns the bracelet by inserting it into the return unit. as long as the locker is left unlocked the return unit returns the deposit (e.g. one or two coins).





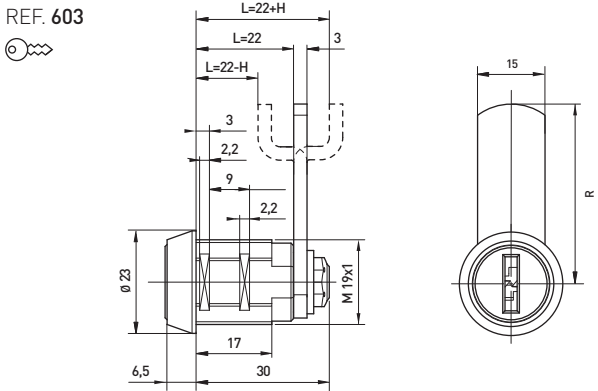
# TECHNICAL DRAWINGS



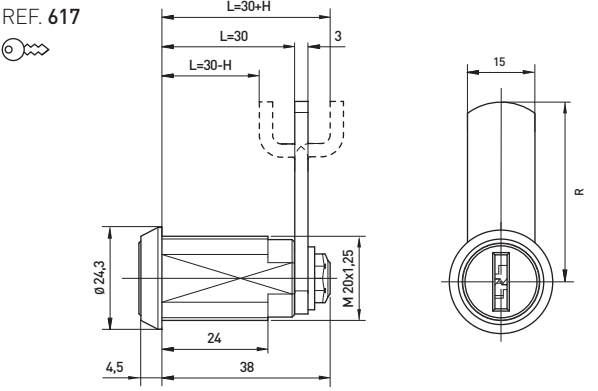


CAM LOCKS

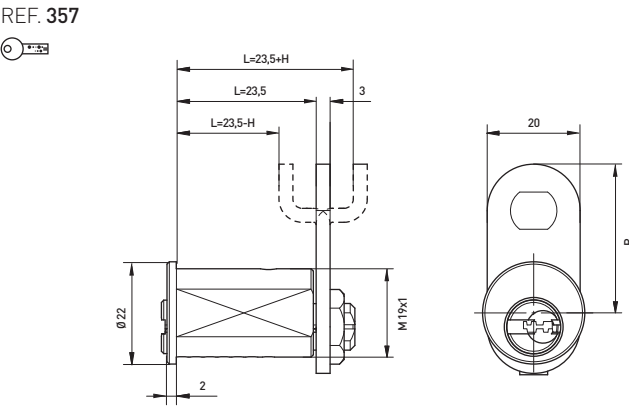
REF. 603



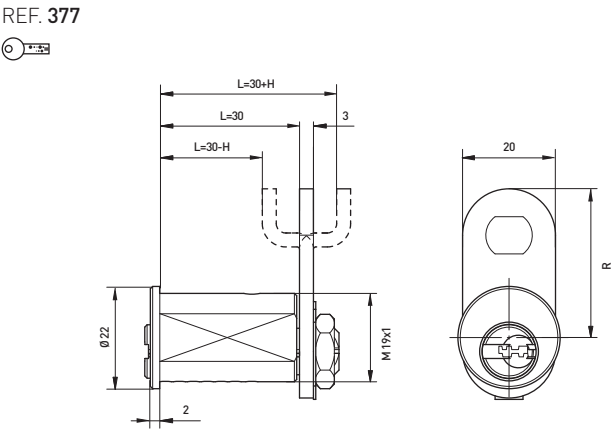
REF. 617



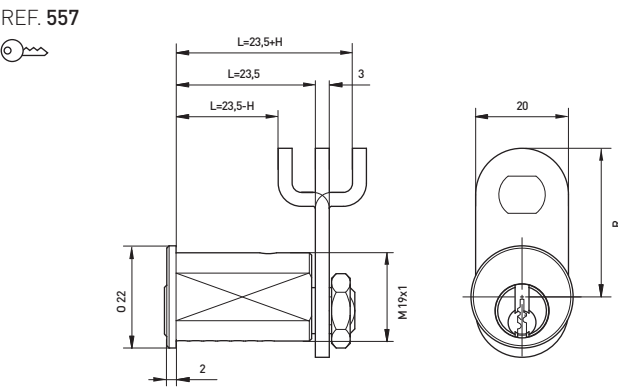
REF. 357



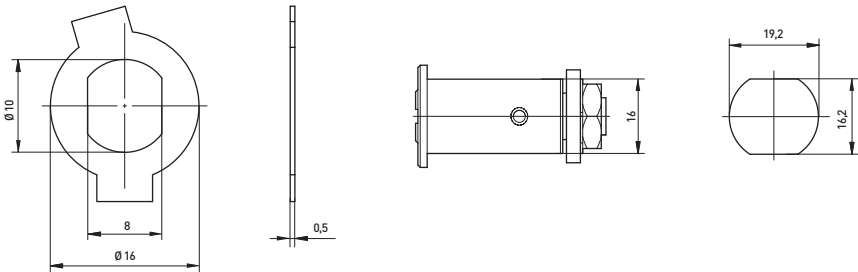
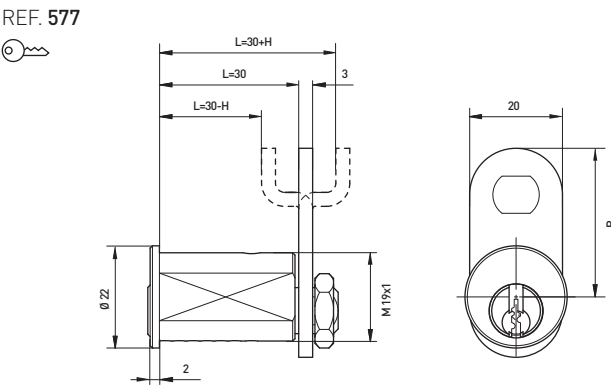
REF. 377



REF. 557

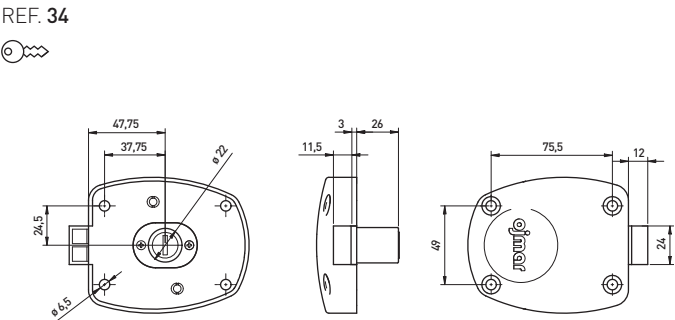


REF. 577

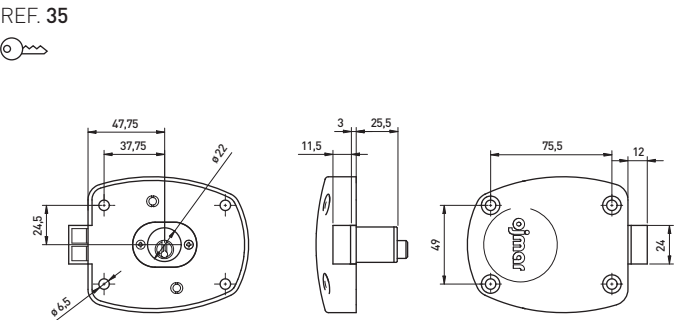


LATCH-BOLT LOCKS

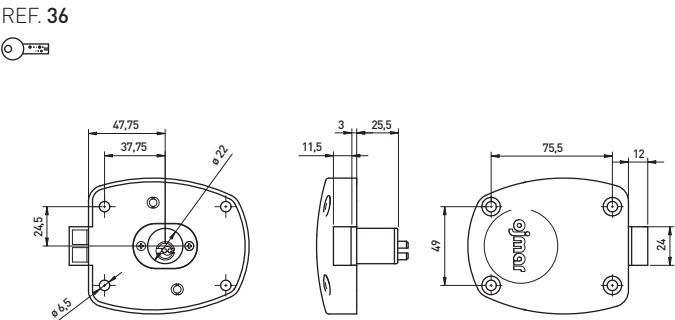
REF. 34



REF. 35

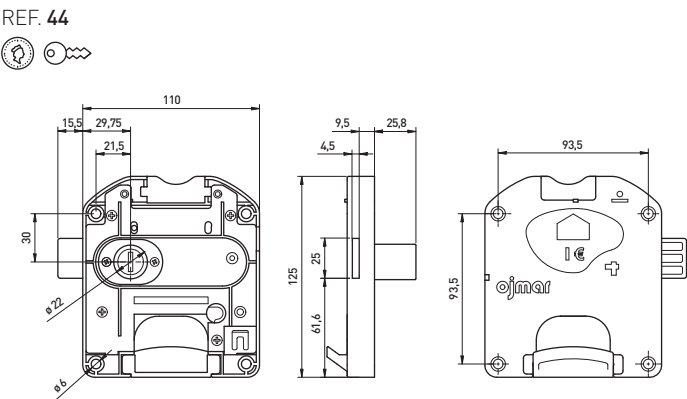


REF. 36

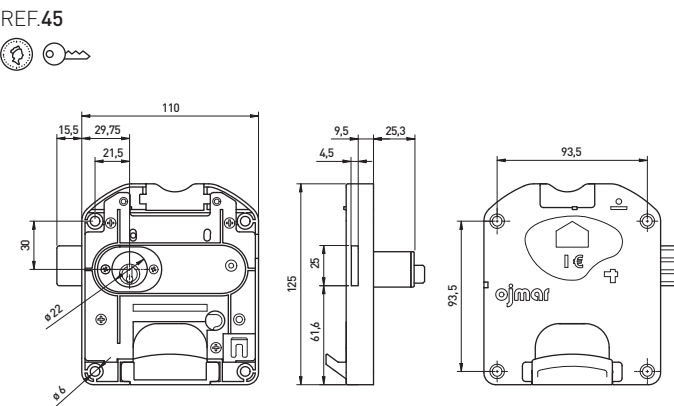


COIN LOCKS

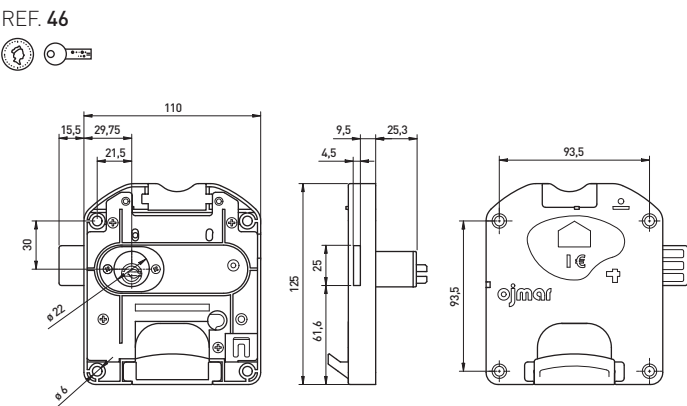
REF. 44



REF. 45



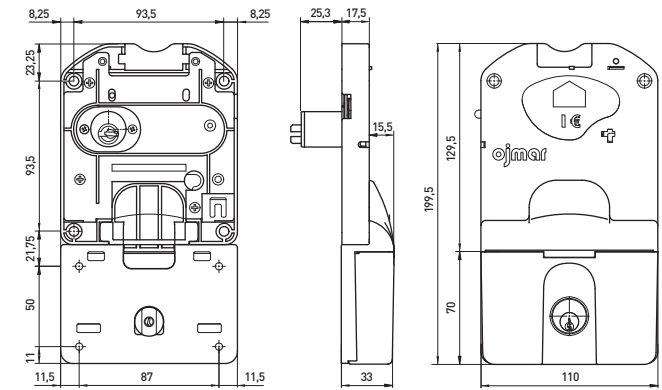
REF. 46





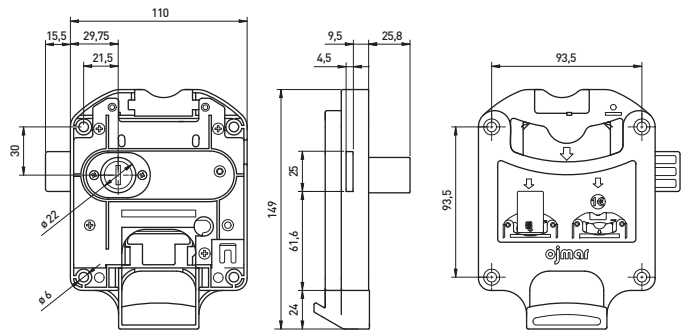
COIN COLLECTING BOX

REF. 47

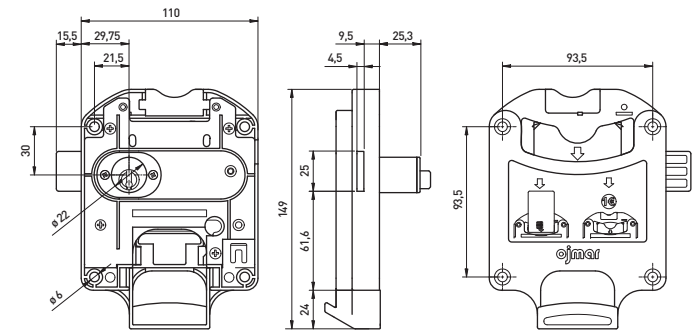


CARD LOCKS

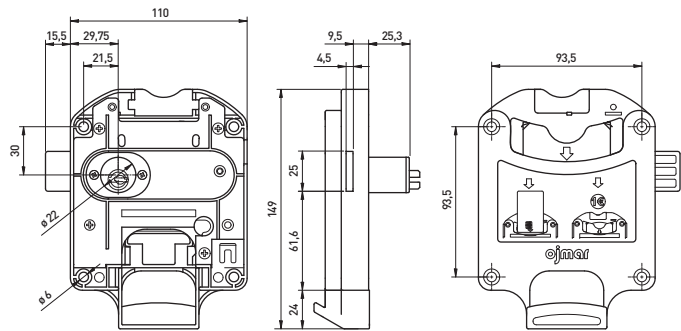
REF. 44



REF. 45

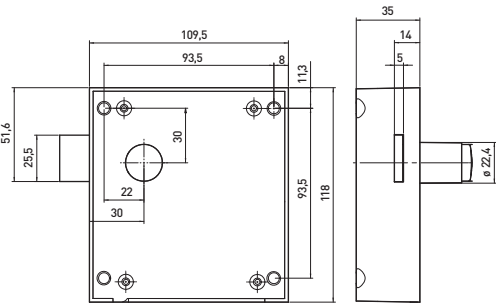


REF. 46



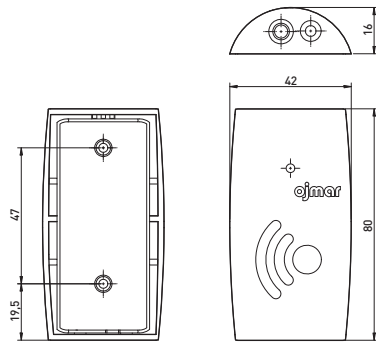
OTS TRANSPONDER LOCK

•))



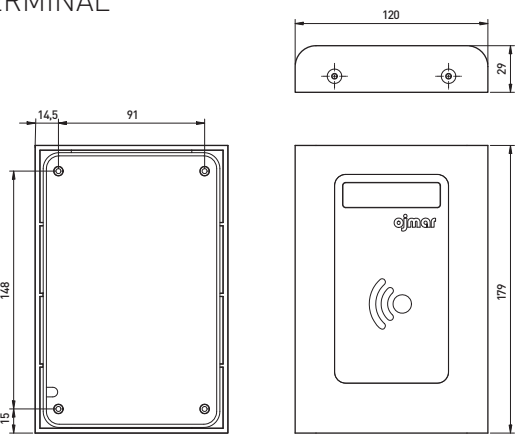
ACCESS READER

•))



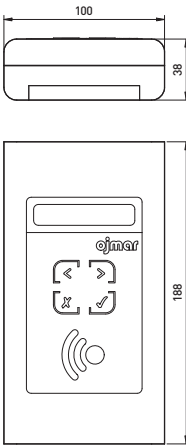
INFOTERMINAL

•))



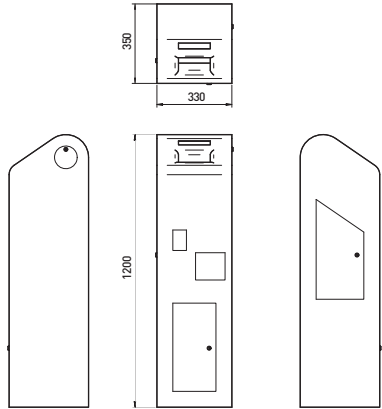
PROGRAMMER

•))



STRAP RETURN UNITS

•))





REFERENCE  
INDEX

16 CAM LOCKS

- 18 Solid brass cam locks with 6 stainless steel pins for wet areas REF. 357, 377, 557 & 577
- 19 10-Wafer cylinder cam locks for dry areas REF. 603
- 19 10-Wafer cylinder cam locks for dry areas REF. 617
- 21 Latch bolt lock for dry areas REF. 34
- 21 Latch bolt lock for wet areas REF. 35 & 36

30 COIN LOCKS

- 32 Coin-operated locks for dry areas REF. 44
- 33 Coin-operated locks for wet areas REF. 45 & 46

42 CARD LOCKS

- 44 Card-operated locks for dry areas REF. 44
- 45 Card-operated locks for wet areas REF. 45 & 46

46 ACCESSORIES FOR MECHANICAL LOCKS

- 49 Coin collecting box REF. 47
- 49 Bracelet


70 OTS TRANSPONDER LOCK

- 72 OTS transponder lock REF. OTS
- 74 Integration with different applications
- 76 Transponder media

78 OTS PHERIPHERALS

- 82 Infoterminal
- 84 Access reader
- 86 Programmer
- 88 Strap return unit

90 TECHNICAL DRAWINGS







## REFERENCE PROJECTS

MAGMA CENTRE LUDIC I TERMAL, Santa Coloma de Farners, Spain  
ILLES WELLNESS, Mallorca, Spain  
ARSENAL CLUBS, Barcelona, Spain  
METROPOLITAN SPORT CLUBS, Spain  
CLUB TYRIS, Valencia, Spain  
PISCINE DE MULHOUSE, Mulhouse, France  
CENTRE TERMOLUDIQUE BAGNIERES DE BIGORRE, France  
STADE NAUTIQUE PIERRE DE COUBERTIN, Clermont Ferrand, France  
TOURCOING - LES -BAINS ESPACE LOISIRS, Tourcoing, France  
VILLAGE DE VACANCES DE ROCQUEBRUNE CAP MARTIN, France  
DUNES SPLASH WORLD, Southport, United Kingdom  
CARDIFF INTERNATIONAL POOL, Cardiff, United Kingdom  
PONDS FORGE, Sheffield, United Kingdom  
AQUATIC CENTRE LEEDS, Leeds, United Kingdom  
MILE END, United Kingdom  
NOVARTIS, Basel, Switzerland  
BAD GLEICHENBERG, Austria  
HAKOAH WIEN, Austria  
HEALTH CITY CLUBS, Netherlands  
SPORTCITY RIJSWIJK, Netherlands  
OASIS FITNESS CENTER, Passau, Germany  
KILKENNY LEISURE CENTRE, Ireland  
JOKER CLUB, Riga, Latvia  
OLYMPIC SWIMMING POOL, Riga, Latvia  
VENTSPILS AQUAPARK, Latvia  
CENTRE BEROUN, Czech Republic  
CENTRE PRAZACKA, Czech Republic  
GOLF CLUB HAAN, Germany  
BAD BERLEBURG, Rothaarbad, Germany  
BAD WINDSHEIM THERMALBAD, Germany  
OLYMPIAHALLE INNSBRUCK, Austria  
BAD SCHALLERBACH EUROTHERME, Austria  
MIGROS FITNESSPARK WESTSIDE BERN, Switzerland  
MIGROS FITNESSPARK ZUG, Switzerland



WE ARE AWARE THAT OUR BUSINESS MAY  
GENERATE WASTE POTENTIALLY HARMFUL TO THE  
ENVIRONMENT. THE TOTAL ELIMINATION OF SUCH  
WASTE IS ONE OF OUR MAIN PRIORITIES.

We have held the ISO 14001 environmental  
management standard since 2006.



**The Bay of Biscay from the Basque coast**  
Although the word “Environment” is currently in  
vogue, for us it has always been synonymous with  
respect for one’s surroundings.





Our work is the result of interaction between many people, whose opinions and thoughts are always taken into account. We would therefore like to thank all our customers for their trust in us, all the people who work for Ojmar and whose daily endeavours are the driving force behind our joint project, and our collaborators, who are always eager to lend us their support.

Design: Alambre Estudio  
Photography Martín y Zentol  
Printed by Igara

We wish to convey our sincerest gratitude to all those people who contributed to the production of this catalogue and in particular l'Usine Club de Sport, the Eltham Centre, Ciudad Financiera, Pražacka Sportovní a Rekreační Areál, Mirabilla Fitness Club and Fisico Centro Deportivo.

OJMAR, S.A.  
Polígono Industrial de Lerun, s/n  
20870 Elgoibar  
Gipuzkoa  
SPAIN  
T. +34 943 748484  
F. +34 943 748490  
info@ojmar.es  
www.ojmar.es





